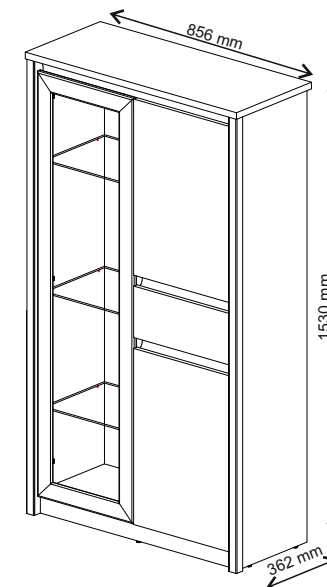
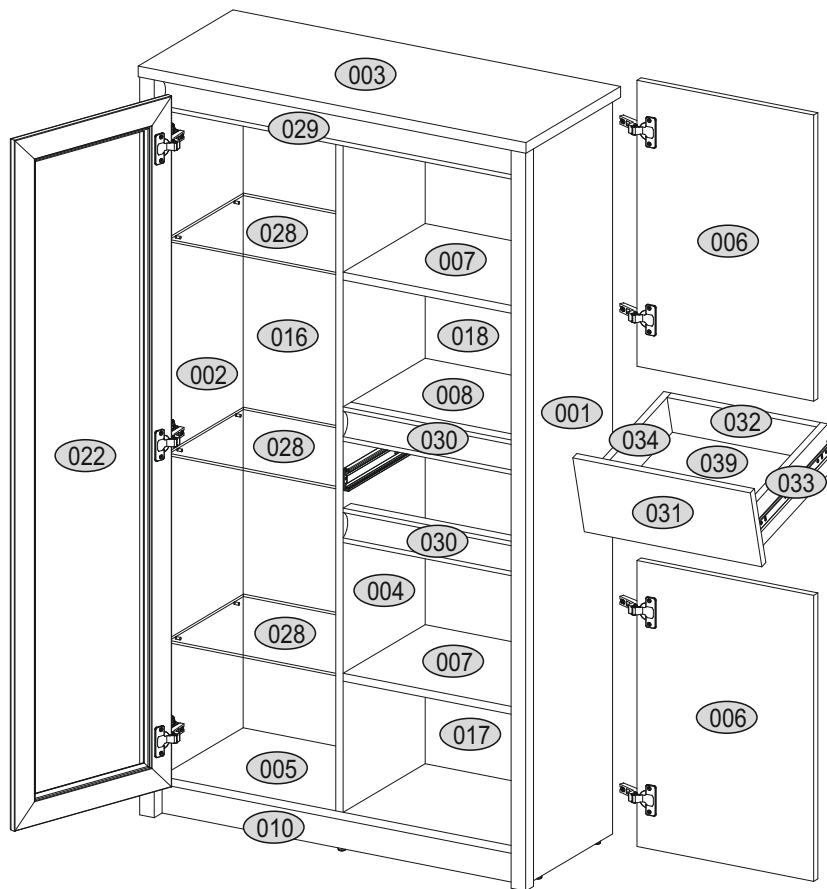
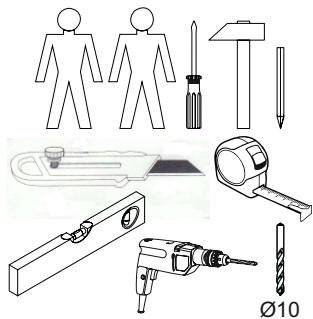
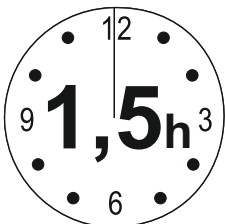



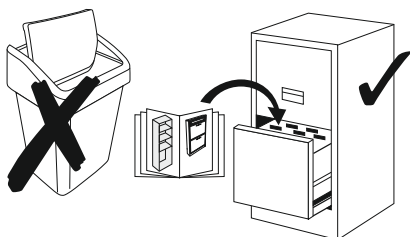




















Installation manual

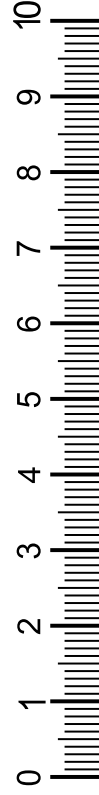
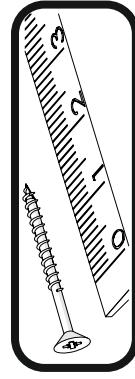
ERDEN: WIT 1W2D1S



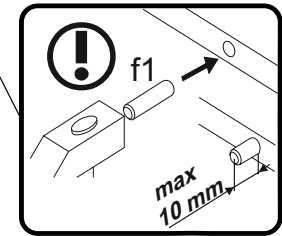

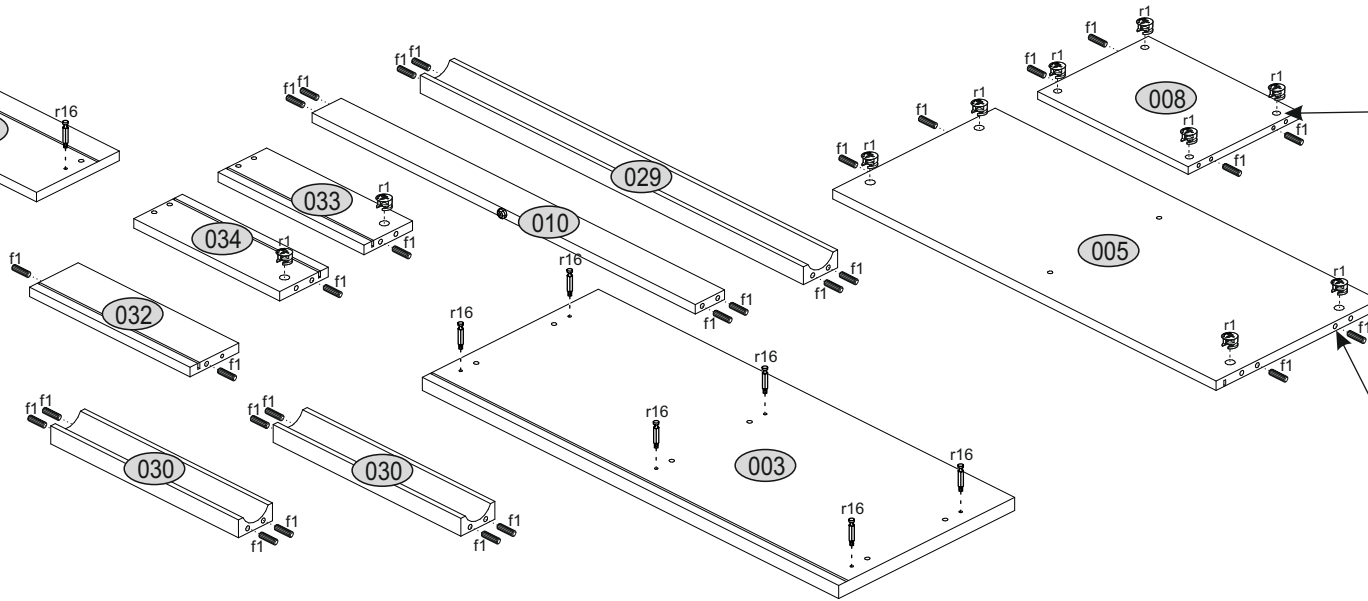
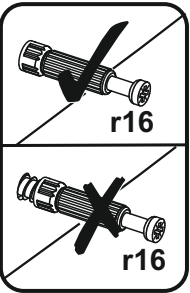
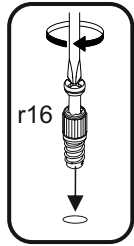
Code	Dimensions			Package	
001	1502	360	16/32	1	2/4
002	1502	360	16/32	1	2/4
003	856	362	22	1	1/4
004	1426	314	16	1	2/4
005	788	334	16	1	1/4
006	582	390	16	2	1/4
007	386	314	16	2	1/4
008	386	284	16	1	2/4
010	788	60	16	1	1/4
016	1445	402	3	1	2/4
017	826	402	3	1	1/4
018	619	402	3	1	1/4
022	1406	390	16	1	3/4
028	385	295	5	3	4/4
029	788	70	30	1	2/4
030	386	70	30	2	2/4
031	392	170	16	1	2/4
032	330	100	16	1	2/4
033	300	100	16	1	2/4
034	300	100	16	1	2/4
039	348	302	3	1	1/4
accessories				1	1/4



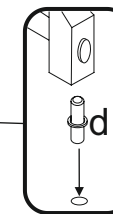
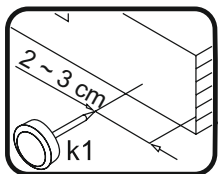
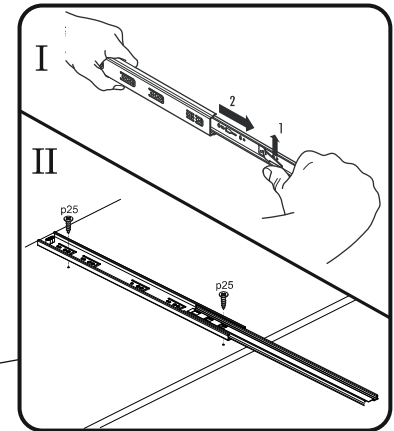
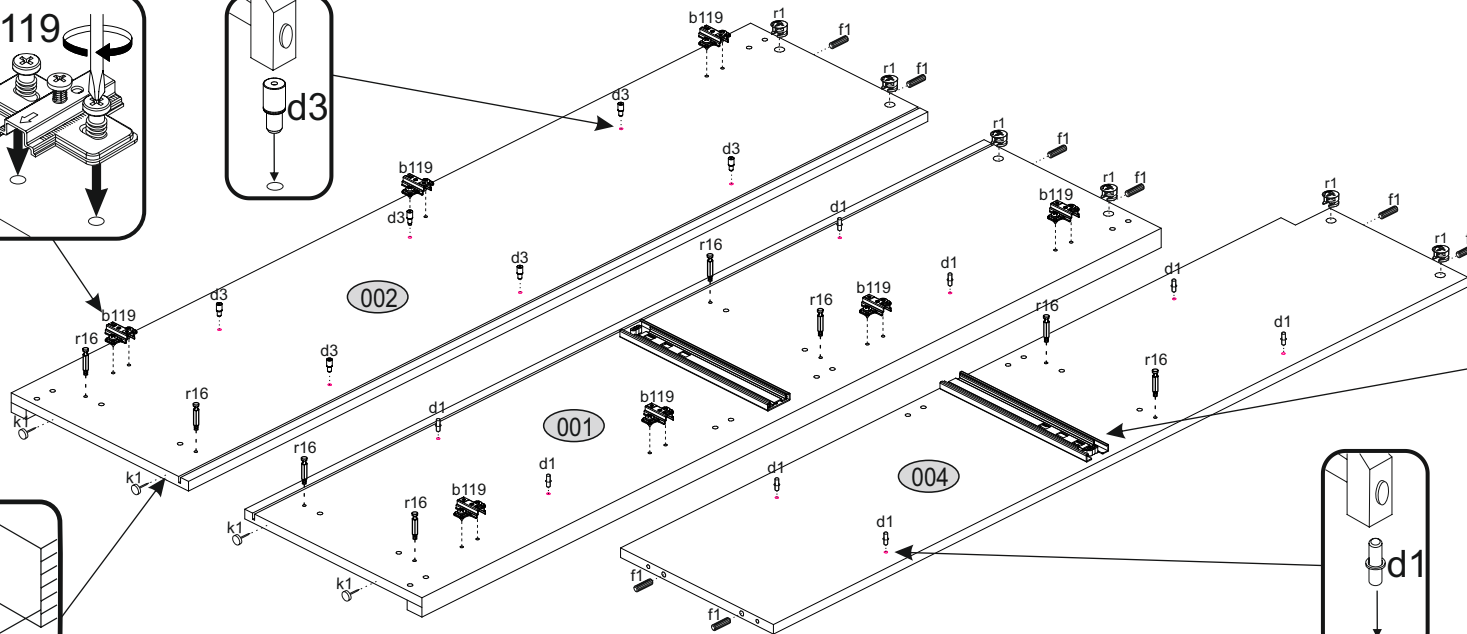
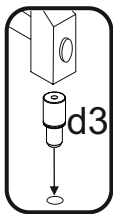
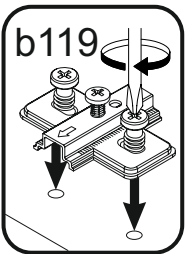
<p>x4 e1 Ø 7x50mm</p> 	<p>x16 r1 Ø 15x12mm</p> 	<p>x16 r16</p> 	<p>x8 s2</p> 
<p>x36 f1 Ø 8x30mm</p> 	<p>x7 a143</p> 	<p>x7 b119</p> 	<p>x39 p25 Ø 3,5x16mm</p> 
<p>x8 l2</p> 	<p>x3 n260</p> 	<p>x8 d1 Ø 5x17 mm</p> 	<p>x12 d3 Ø 5x17 mm</p> 
<p>x1 f3 Ø 10x50 mm</p> 	<p>x1 n14</p> 	<p>x1 p17 Ø 6x60 mm</p> 	<p>x5 k1</p> 
<p>x1 L300</p> 	<p>x1 z1</p> 		



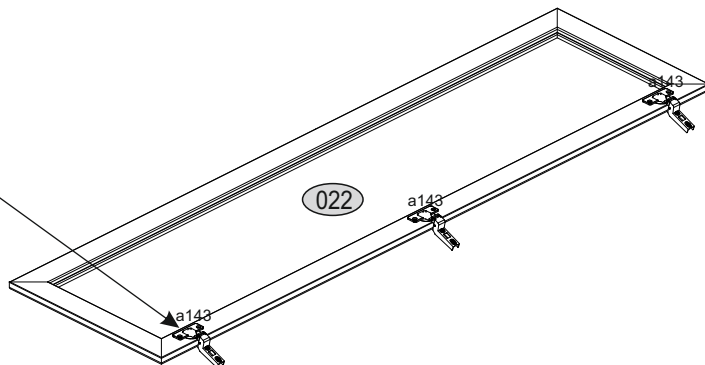
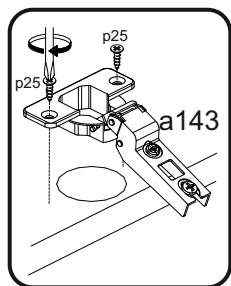

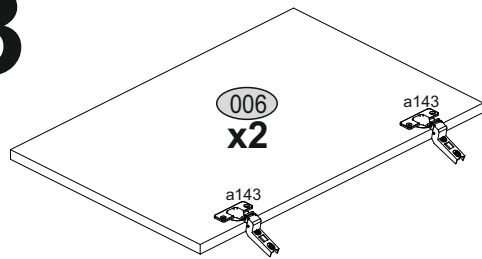
1



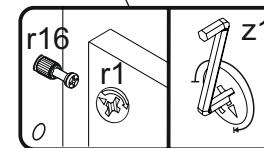
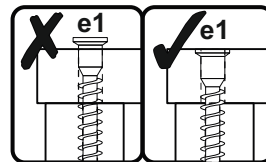
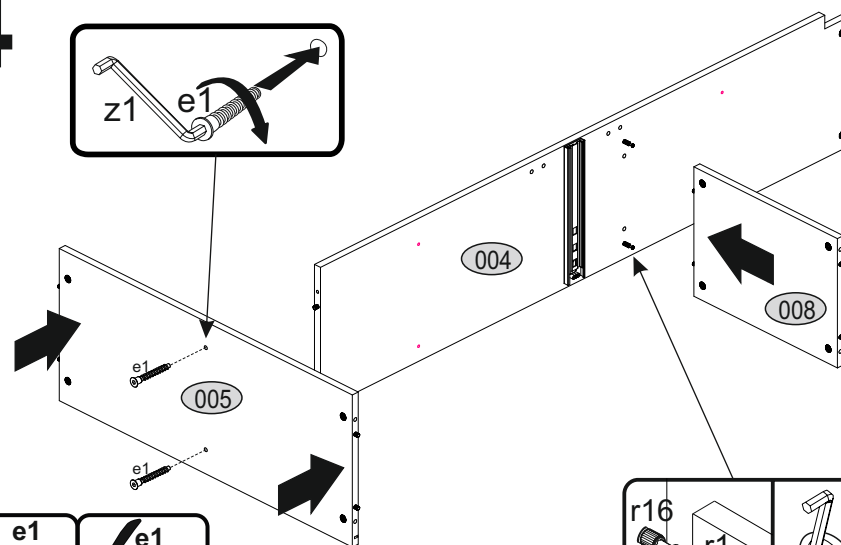
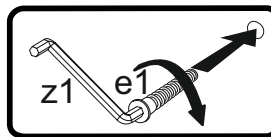
2



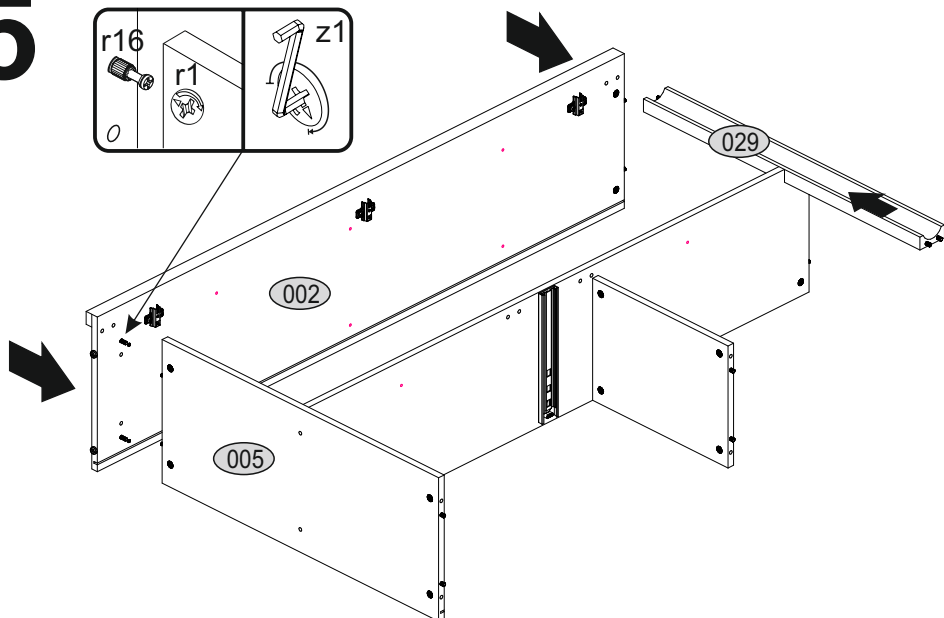
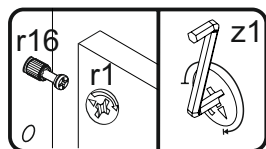
3



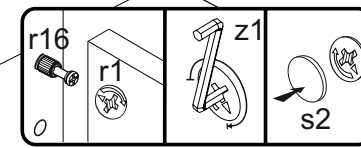
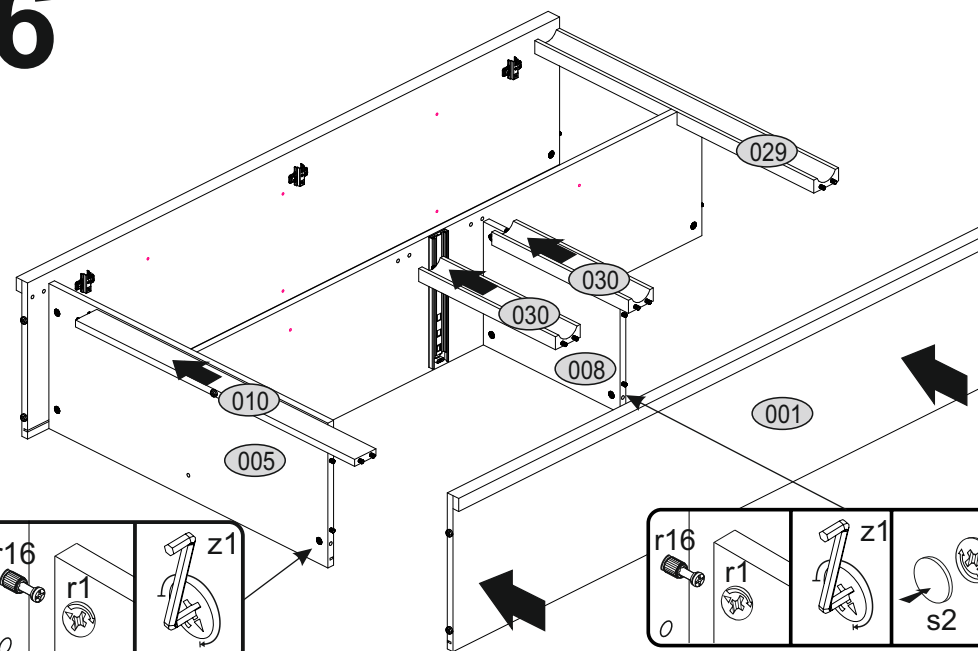
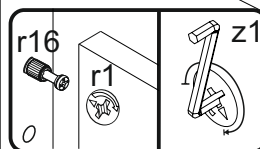
4



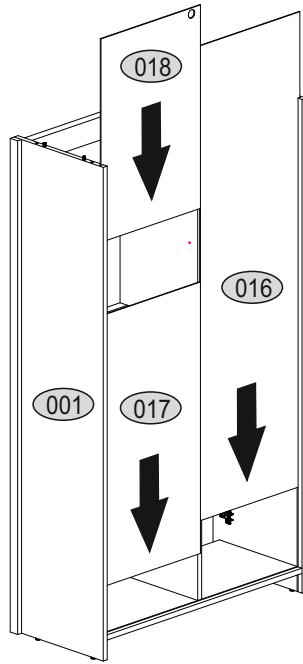
5



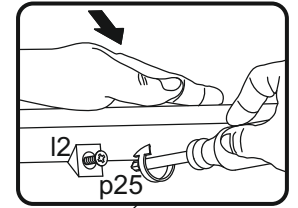
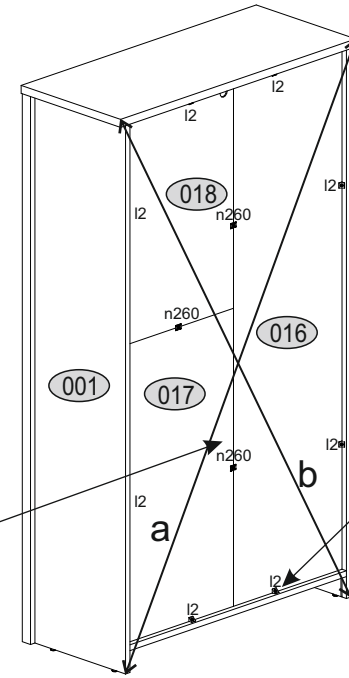
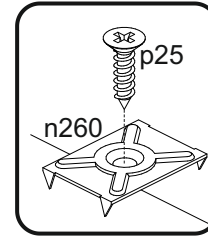
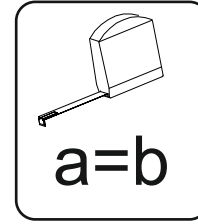
6



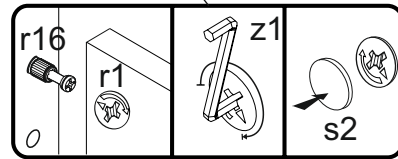
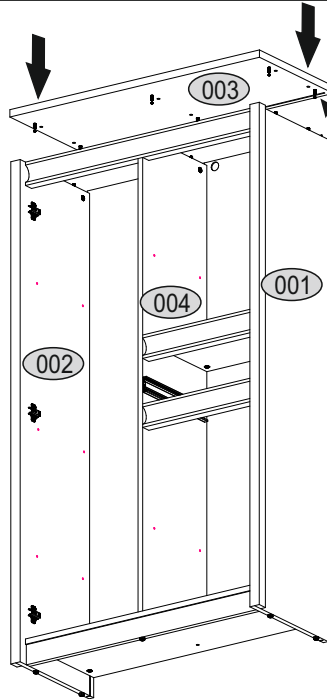
7



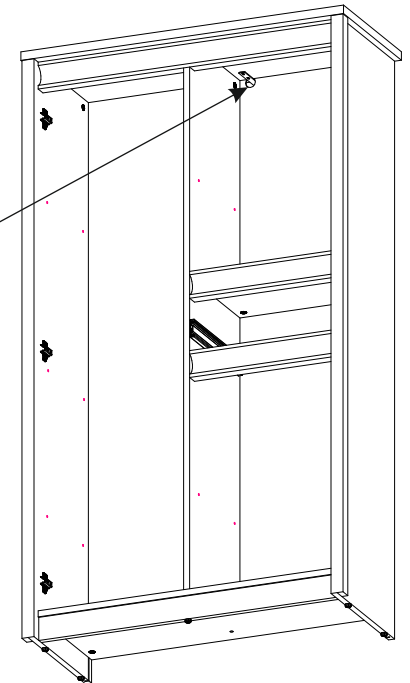
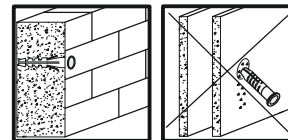
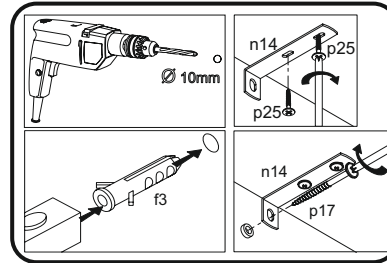
8



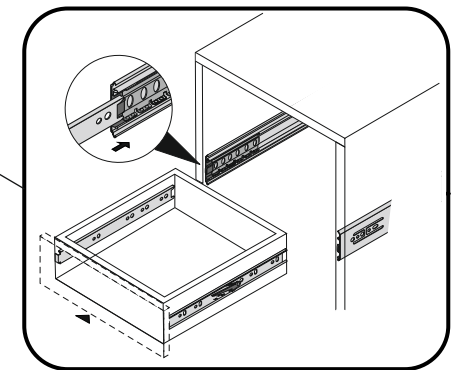
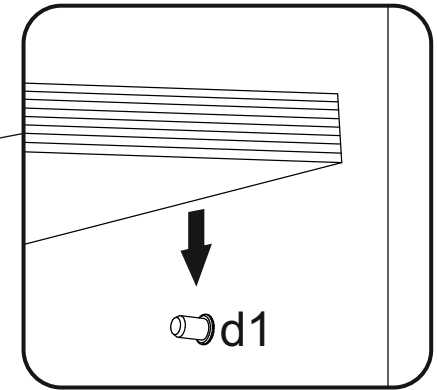
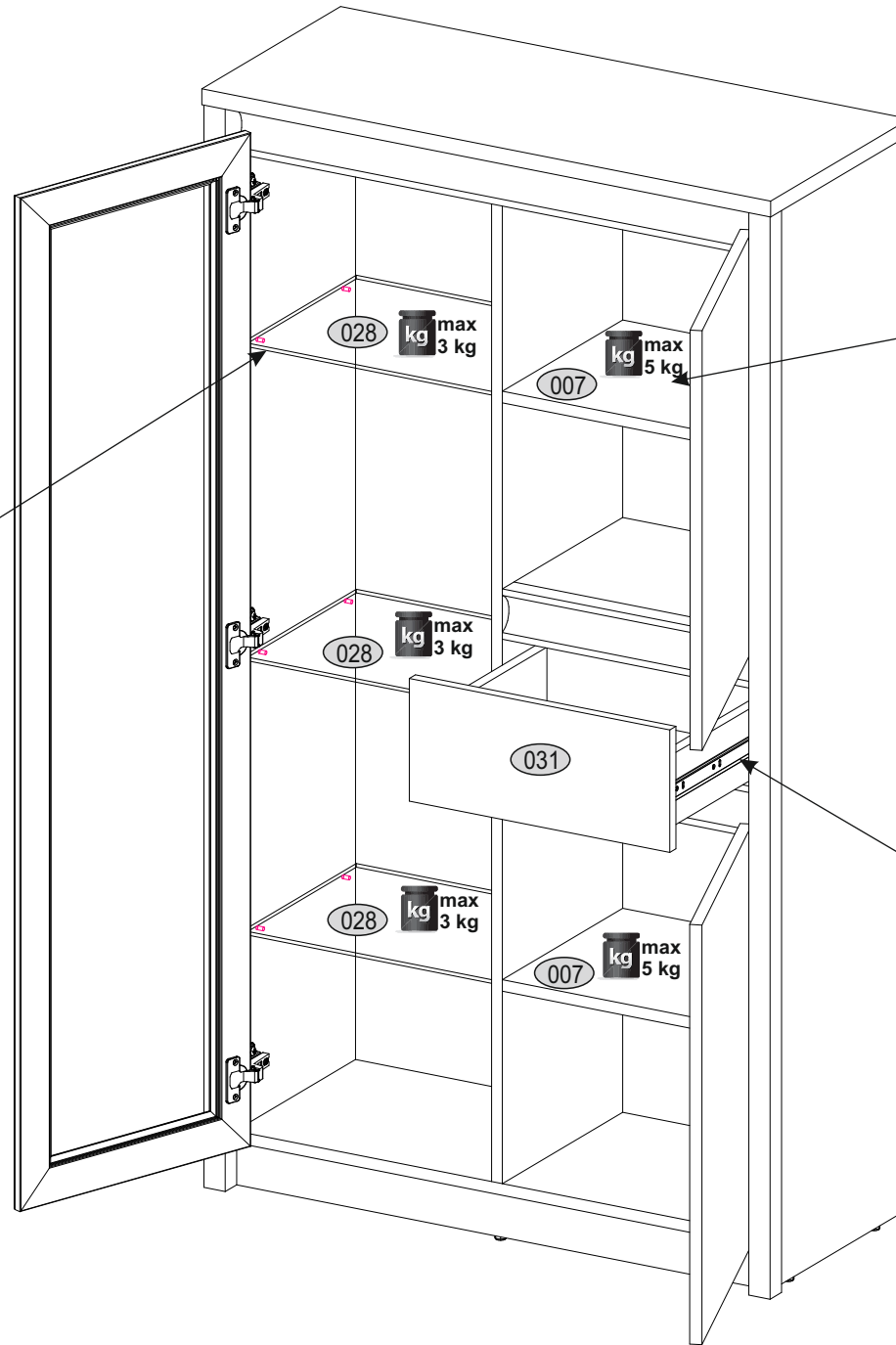
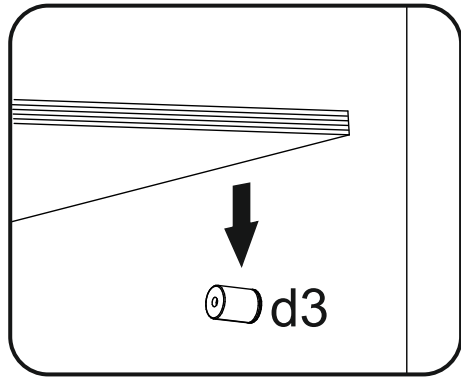
9


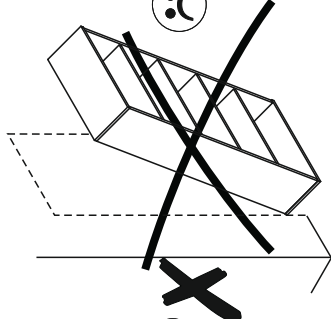
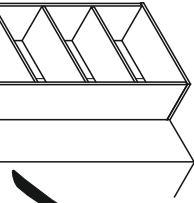
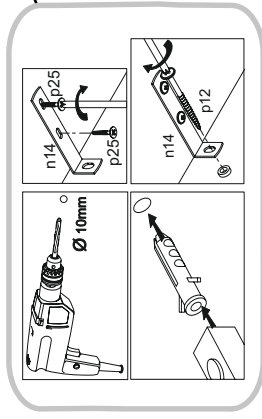
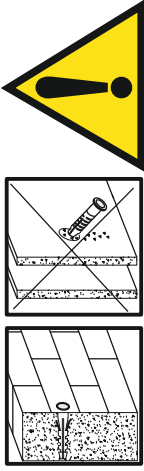


10



15





EN.

WARNING! To prevent this furniture from tripping over, fix it to the wall permanently. Fixing devices are not included since different wall materials require different types of fixing devices. Please make sure you chose the correct ones for your type of wall.

D.

ACHTUNG! Um alle mit dem Umkippen des Möbels verbundenen Risiken auszuschließen, muss das Möbel fest an der Wand verankert werden. Beschläge für die Wandbefestigung sind nicht beige packt, da diese von der jeweiligen Wandbeschaffenheit abhängig sind. Bitte solche Befestigungsschläge wählen, die für die heimischen Wände geeignet sind.

SK.

POZOR! Nábytok musí byť trvale pripevný k stene tak, aby sa zamedzilo riziku prevrátenia.

Balk neobsahuje upevňovacie skrutky, pretože typ upevnenia je treba vybrať podľa typu steny.

Vyberte typ vhodný pre Vašu stenu.

FR.

ATTENTION! Ce meuble doit être fixé en permanence au mur pour éviter les risques de chute. Les vis de fixation ne sont pas livrées car le type de fixation doit être choisi en fonction du type de mur.

Sélectionnez les fixations adaptées au mur.

HU.

FIGYELEM! Rögzítse a bútorokat a falhoz, hogy elkerülje a bűtor felborulásának kockázatát.

A készletben nem található rögzítőcsavarok, mivel a rögzítés típusa a fal típusától függ.

Válassza ki a fal típusának megfelelő kötélemeket.

HR.

NAPOMEN! Namještaj mora biti trajno pričvršćen za zid, kako bi se izbjegao rizik od njegova prevrtanja. U paketu nema vijaka za pričvršćivanje, jer se vrsta montaže mora prilagoditi vrsti zida. Odaberite pravu vrstu prema Vašoj vrsti zida.

E.

¡ATENCIÓN! El mueble debe ser

fijado permanentemente a la pared para evitar el riesgo relacionado con el vuelco del mueble. En el paquete no hay tornillos de fijación, ya que se

debe elegir el tipo de fijación adecuado para el tipo de pared. Elija el apropiado para su tipo de pared.

CN.

注意! 本家具需要固定在牆上以免倒塌。箱子里没有安装螺钉。

因为安装方式需要根据牆的类型调整。请按照您的牆类型选择适合的安装方式。

RU.

ПРИМЕЧАНИЕ! Эту мебель

необходимо всегда прикреплять к стене, чтобы избежать рисков,

связанных с переворотом мебели.

В пакете нет крепежных винтов,

потому что тип крепления должен

быть выбран в соответствии с типом

стены. Выберите, пожалуйста,

правильные винты к вашей стене.

SLO.

POZOR! Pohištvo trajno pritrdite na steno, da preprečite tveganje, da se prevrne. V paketu ni pritrdilnih vijakov, saj je treba način pritrditve ustrezno izbrati glede na vrsto stene. Izberite način, ki je ustrezen za vašo steno.

I.

ATTENZIONE! Il mobile deve essere permanentemente fissato alla parete per evitare i rischi derivanti da un ribaltamento del mobile. La confezione non include le viti di fissaggio, in quanto il tipo di fissaggio deve essere scelto in base al tipo di parete. Utilizzare viti appropriate in base al materiale della parete.